



SCETAW3535

EL. HEIGHT ADJUSTABLE SYSTEM FOR WALL MOUNTING

Factory:

Conen Produkte GmbH & Co. KG
Conenstr. 4
54497 Morbach-Gonzerath
Germany

International sales department:

Mr. Luc van der Sterren
Office: +49 65 33 75 311
Cell: +31 612 495 098
Email: Luc@conenmounts.com

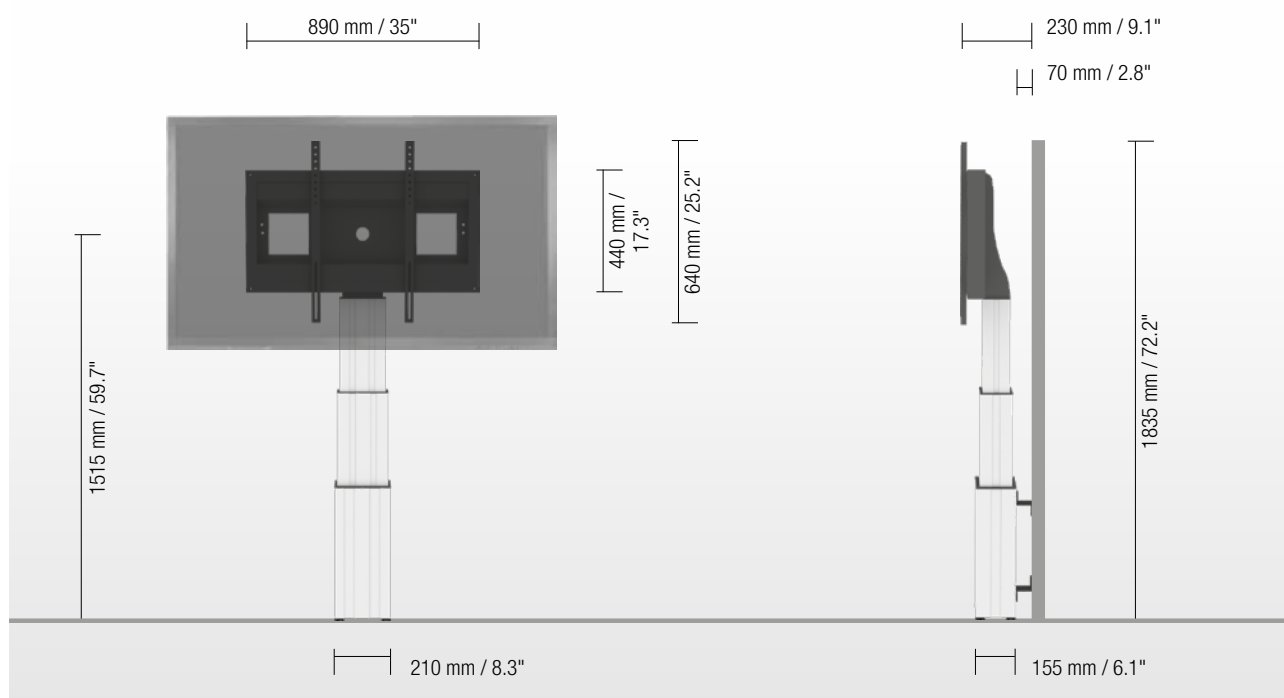
Mr. Arnaud Gielen
Office: +49 6533 75 310
Cell: +49 172 655 84 61
Email: Arnaud@conenmounts.com



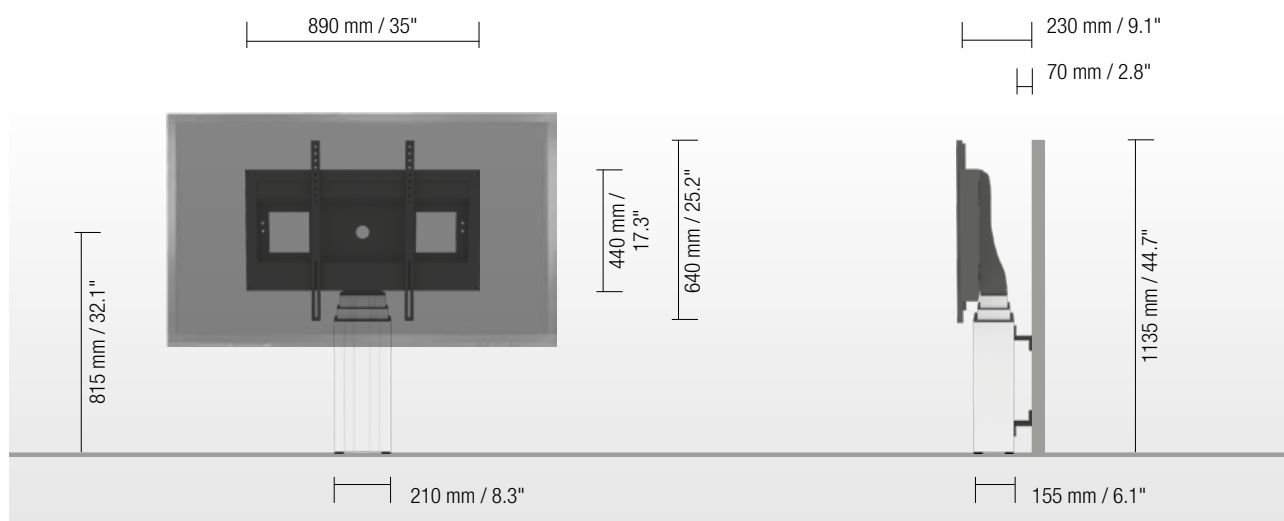
PRODUCT FEATURES

- ◆ Electrical height adjustable column, natural anodized
- ◆ 700 mm / 27.6" height adjustment
- ◆ System suitable for wall mounting on massive walls, wall clearance by default 70 mm / 2.8", 4 leveling feet
- ◆ Mount for use with 42" – 100" display
- ◆ VESA 200 x 200 up to 800 x 600
- ◆ Maximum load approximately 150 kg / 330.7 lbs

HÖCHSTE STELLUNG | HIGHEST POSITION



NIEDRIGSTE STELLUNG | LOWEST POSITION



DETAIL VIEWS



Pull & release locking brackets for easier mounting of display



Leveling feet




Wired remote control

AVAILABLE ACCESSORIES



LAP4-..

Side shelf



FSH-..

Front shelf



MINI-FUJI

Lockable mini PC bracket




AFSCETAKB

Keyboard shelf




VCTSCETA

Video conference camera top shelf



PSTSCETA

Floor plate



PSTSCETAS

Plate to groundfixing



REM-FOOT

Foot remote control



CCE-EXT20

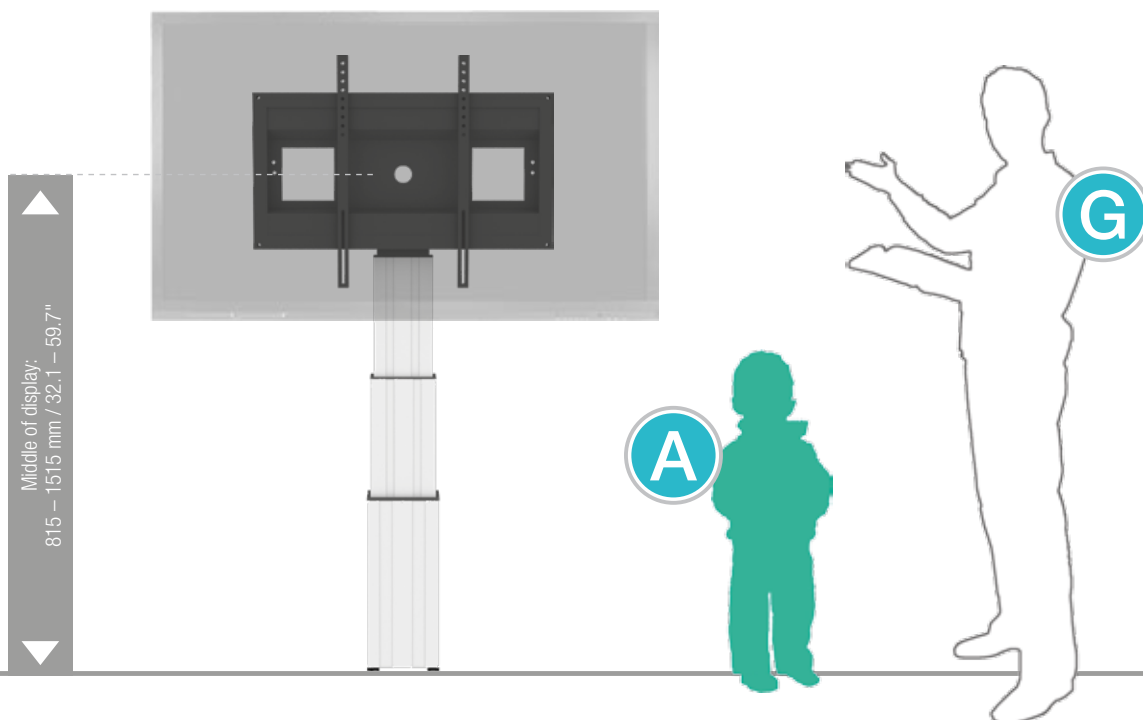
Extender (200 mm / 7.9")



SCHLISS-VH

Display securing padlock

SIZE INDEX



Department	Kindergarten			Primary school		Secondary school		Adults
	A	B	C	D	E	F	G	
Silhouette	A	B	C	D	E	F	G	
Age (years)	2 – 3	3 – 4	4 – 7	6 – 11	11 – 14	13 – 16	from 16	
Body size (mm / ")	930 – 980 37 – 38.6	1080 – 1210 42.5 – 47.6	1190 – 1420 46.9 – 56	1330 – 1590 52.4 – 62.6	1460 – 1765 57.5 – 69.5	1590 – 1880 62.6 – 74	1740 – 2070 68.5 – 81.5	
Color								

PACKING UNITS

Item no.	Description	Packing dimensions (mm / ")	Net weight (kg / lbs)	Gross weight (kg / lbs)
CCE-3535W	Electrical height adjustable column, 2 x 350 mm / 13.8" height adjustment, L = 585 mm / 23"	760 x 270 x 220 / 29.9 x 10.6 x 8.7	21,2 / 46.7	24 / 52.9
AF-SCETA-N	Display mount	160 x 900 x 450 / 6.3 x 35.4 x 17.1	11,7 / 25.8	13,6 / 30
Total weight			32,9 / 72.5	37,6 / 82.9